

TARIFA DE PRODUCTOS

MAYO 2022



Oridema
SOLUCIONES EN MADERA



Tegular//Stepped



Silhouette//Silhouette

PRECIO MODELOS PERFORADOS EBRO, PISUERGA, SEGRE Y TAJO A 32 Y 64 mm. DE EJE EBRO, PISUERGA, SEGRE AND TAJO MODEL PRICES DRILLED AT 32 AND 64 mm. AXIS

ESPECIFICACIONES ESTANDAR DE LOS MODELOS:

PERFORACIONES CIRCULARES DE DIAMETRO 8mm (ESTANDAR)
DISTANCIA ENTRE EJES DE 32mm. (64mm. EN EL SEGRE)
GRUESO PLACAS 10mm.

STANDARD SPECIFICATIONS MODELS:

DRILLS 8mm DIAMETER (STANDARD)
DISTANCE BETWEEN AXIS 32mm (64mm SEGRE MODEL)
PLATE THICKNESS 10mm




EBRO



PISUERGA



SEGRE



TAJO

	TABLERO SOPORTE MDF ESTANDAR BOARD INTERIOR MDF	
	PERFIL VISTO//PROFILE VIEWED	PERFIL OCULTO, TEGULAR o MACHIHEBRADO//HIDDEN PROFILE TEGULAR O TONGUED
MELAMINAS//MELAMINE	44,66 €/m2	50,82 €/m2
MADERA NATURAL: HAYA, ROBLE VARNISHED VENEER: BEECH, OAK	87,27 €/m2	93,43 €/m2
MADERA NATURAL: ARCE, CEREZO VARNISHED VENEER: MAPLE, CHERRY	110,58 €/m2	116,74 €/m2
LACADO RAL // RAL LACQUER	69,58 €/m2	75,74 €/m2

	TABLERO SOPORTE MDF IGNIFUGO (B S2 D0) BOARD INTERIOR MDF FIRE-PROOF (BS2 D0)	
	PERFIL VISTO//PROFILE VIEWED	PERFIL OCULTO, TEGULAR o MACHIHEBRADO//HIDDEN PROFILE TEGULAR O TONGUED
MELAMINAS//MELAMINE	68,50 €/m2	74,66 €/m2
MADERA NATURAL: HAYA, ROBLE VARNISHED VENEER: BEECH, OAK	113,69 €/m2	119,85 €/m2
MADERA NATURAL: ARCE, CEREZO VARNISHED VENEER: MAPLE, CHERRY	132,29 €/m2	138,46 €/m2
LACADO RAL // RAL LACQUER	93,70 €/m2	99,86 €/m2

INCREMENTOS:

TABLERO SOPORTE 16 mm ESTANDAR
TABLERO SOPORTE 16 mm HIDROFUGO
TABLERO SOPORTE 16 mm IGNIFUGO (B S2 D0)
TABLERO SOPORTE 10 mm HIDROFUGO
VELO ACUSTICO PEGADO EN PLACA
PLACAS 1200X300 (SOLO OCULTO)

14 €/m2
20 €/m2
34 €/M2
7,40 €/m2
7,00 €/m2
17 €/m2

INCREASES:

STANDARD BOARD INTERIOR 16 mm
WATER-REPELLENT BOARD INTERIOR 16 mm
FIRE-PROOF (B S2 D0) BOARD INTERIOR 16 mm
WATER-REPELLENT BOARD INTERIOR 10 mm
PLATE WITH ACOUSTIC REDUCTION FILTER.
PLATES 1200X300 (ONLY HIDDEN SIDE)

14 €/m2
20 €/m2
34 €/M2
7,40 €/m2
7,00 €/m2
17 €/m2

Perfil visto//Viewed Side

El panel descansa sobre la periferia de sujeción que junto a ella configura la planimetría del techo
The panel rests on the aluminium frame setting the planing of the ceiling

Perfil tegular//Stepped Side

El panel descansa sobre la periferia de sujeción y gracias al mecanizado perimetral queda suspendido
The panel rests on the aluminium frame.

Thanks to the machining it leaves a stepped side all around.

Perfil silhouette o fineline//Silhouette Side

El panel descansa sobre la periferia de sujeción y gracias al mecanizado perimetral queda suspendido al mismo nivel de la periferia, siendo posible colgar del perfil algun cartel o indicacion
The panel rests on the aluminium frame.

Thanks to the machining the panel is left at the same level as the aluminium, leaving the possibility of hanging a sign or indication.

Perfil oculto//Hidden Side

El panel oculta la periferia de sujeción
The panel hides the aluminium frame.

MEDIDAS Y CARACTERISTICAS MEASURES AND FEATURES

MODULACIONES DIMENSIONES

600X600 mm.
1200X600 mm.
1200X300 mm.
2430X600 mm.
2430X300 mm.

GRUESOS THICKNESS

10mm o 16mm EN MELAMINAS
11mm o 16mm EN CHAPAS NATURALES

MELAMINE
NATURAL WOOD

PESOS WEIGHT

9kg/m2 en 10mm
12Kg/m2 en 16mm
10Kg/m2 en 11mm
13Kg/m2 en 16mm



**PRECIO MODELOS PERFORADOS SEGURA Y MICRO 5X5 A 32 Y 16 mm. DE EJE
SEGURA AND MICRO 5X5 MODEL PRICES DRILLED AT 32 AND 16 mm. AXIS**

ESPECIFICACIONES ESTANDAR DE LOS MODELOS:

PERFORACIONES CIRCULARES DE DIAMETRO 6mm (ESTANDAR)
DISTANCIA ENTRE EJES DE 32mm. A TRESBOLILLO Y 16mm. EN EL MICRO 5X5
GRUESO PLACAS 10 mm.

STANDARD SPECIFICATIONS MODELS:

DRILLS 6mm DIAMETER (STANDARD)
DISTANCE BETWEEN AXIS 32mm ALTERNATIVE (MODEL SEGURA) and 16mm on MICRO 5X5
PLATE THICKNESS 10mm

	TABLERO SOPORTE MDF ESTANDAR BOARD INTERIOR MDF	
	PERFIL VISTO//PROFILE VIEWED	PERFIL OCULTO, TEGULAR o MACHIHENBRADO//HIDDEN PROFILE TEGULAR O TONGUED
MELAMINAS//MELAMINE	50,02 €/m2	56,18 €/m2
MADERA NATURAL: HAYA, ROBLE VARNISHED VENEER: BEECH, OAK	92,62 €/m2	98,79 €/m2
MADERA NATURAL: ARCE, CEREZO VARNISHED VENEER: MAPLE, CHERRY	115,94 €/m2	122,10 €/m2
LACADO RAL // RAL LACQUER	74,94 €/m2	81,10 €/m2



SEGURA

	TABLERO SOPORTE MDF IGNIFUGO (B S2 D0) BOARD INTERIOR MDF FIRE-PROOF (BS2 D0)	
	PERFIL VISTO//PROFILE VIEWED	PERFIL OCULTO, TEGULAR o MACHIHENBRADO//HIDDEN PROFILE TEGULAR O TONGUED
MELAMINAS//MELAMINE	73,86 €/m2	80,02 €/m2
MADERA NATURAL: HAYA, ROBLE VARNISHED VENEER: BEECH, OAK	119,05 €/m2	125,21 €/m2
MADERA NATURAL: ARCE, CEREZO VARNISHED VENEER: MAPLE, CHERRY	137,65 €/m2	143,82 €/m2
LACADO RAL // RAL LACQUER	99,06 €/m2	105,22 €/m2

INCREMENTOS:

TABLERO SOPORTE 16 mm ESTANDAR	14 €/m2
TABLERO SOPORTE 16 mm HIDROFUGO	20 €/m2
TABLERO SOPORTE 16 mm IGNIFUGO (B S2 D0)	34 €/m2
TABLERO SOPORTE 10 mm HIDROFUGO	7,40 €/m2
VELO ACUSTICO PEGADO EN PLACA	7,00 €/m2
PLACAS 1200X300 (SOLO OCULTO)	17 €/m2

INCREASES:

STANDARD BOARD INTERIOR 16 mm	14 €/m2
WATER-REPELLENT BOARD INTERIOR 16 mm	20 €/m2
FIRE-PROOF (B S2 D0) BOARD INTERIOR 16 mm	34 €/m2
WATER-REPELLENT BOARD INTERIOR 10 mm	7,40 €/m2
PLATE WITH ACOUSTIC REDUCTION FILTER.	7,00 €/m2
PLATES 1200X300 (ONLY HIDDEN SIDE)	17 €/m2

Perfil visto/Viewed Side

El panel descansa sobre la periferia de sujeción que junto a ella configura la planimetría del techo
The panel rests on the aluminium frame setting the planing of the ceiling

Perfil tegular/Stepped Side

El panel descansa sobre la periferia de sujeción y gracias al mecanizado perimetral queda suspendido
The panel rests on the aluminium frame.

Thanks to the machining it leaves a stepped side all around.

Perfil silhouete o fineline/Silhouete Side

El panel descansa sobre la periferia de sujeción y gracias al mecanizado perimetral queda suspendido al mismo nivel de la periferia, siendo posible colgar del perfil algun cartel o indicacion
The panel rests on the aluminium frame.

Thanks to the machining the panel is left at the same level as the aluminium, leaving the possibility of hanging a sign or indication.

Perfil oculto/Hidden Side

El panel oculta la periferia de sujeción
The panel hides the aluminium frame.

The panel hides the aluminium frame.



**MEDIDAS Y CARACTERISTICAS
MEASURES AND FEATURES**

**MODULACIONES
DIMENSIONS**

600X600 mm.
1200X600 mm.
1200X300 mm.
2430X600 mm.
2430X300 mm.

**GRUESOS
THICKNESS**

10mm o 16mm EN MELAMINAS
11mm o 16mm EN CHAPAS NATURALES

MELAMINE
NATURAL WOOD

**PESOS
WEIGHT**

9kg/m2 en 10mm
12Kg/m2 en 16mm
10Kg/m2 en 11mm
13Kg/m2 en 16mm



Tegular//Stepped



Silhouette//Silhouette

PRECIO MODELOS PERFORADOS MICROPERFORADO A 16 mm. DE EJE MICROPERFORADO MODEL PRICE DRILLED AT 16 mm. AXIS

ESPECIFICACIONES ESTANDAR DE LOS MODELOS:

PERFORACIONES CIRCULARES DE DIAMETRO 6mm (ESTANDAR)
DISTANCIA ENTRE EJES DE 16mm.
GRUESO PLACAS 10 mm.

STANDARD SPECIFICATIONS MODELS:

DRILLS 6mm DIAMETER (STANDARD)
DISTANCE BETWEEN AXIS 16mm
PLATE THICKNESS 10mm



MICROPERFORADO



MICRO 5X5

TABLERO SOPORTE MDF ESTANDAR BOARD INTERIOR MDF		
	PERFIL VISTO//PROFILE VIEWED	PERFIL OCULTO, TEGULAR o MACHIHENBRADO//HIDDEN PROFILE TEGULAR O TONGUED
MELAMINAS//MELAMINE	57,16 €/m2	63,33 €/m2
MADERA NATURAL: HAYA, ROBLE VARNISHED VENEER: BEECH, OAK	99,77 €/m2	105,93 €/m2
MADERA NATURAL: ARCE, CEREZO VARNISHED VENEER: MAPLE, CHERRY	123,08 €/m2	129,25 €/m2
LACADO RAL // RAL LACQUER	82,09 €/m2	88,25 €/m2

TABLERO SOPORTE MDF IGNIFUGO (B S2 D0) BOARD INTERIOR MDF FIRE-PROOF (BS2 D0)		
	PERFIL VISTO//PROFILE VIEWED	PERFIL OCULTO, TEGULAR o MACHIHENBRADO//HIDDEN PROFILE TEGULAR O TONGUED
MELAMINAS//MELAMINE	81,00 €/m2	87,16 €/m2
MADERA NATURAL: HAYA, ROBLE VARNISHED VENEER: BEECH, OAK	126,19 €/m2	132,35 €/m2
MADERA NATURAL: ARCE, CEREZO VARNISHED VENEER: MAPLE, CHERRY	144,80 €/m2	150,96 €/m2
LACADO RAL // RAL LACQUER	106,20 €/m2	112,36 €/m2

INCREMENTOS:

TABLERO SOPORTE 16 mm ESTANDAR	14 €/m2
TABLERO SOPORTE 16 mm HIDROFUGO	20 €/m2
TABLERO SOPORTE 16 mm IGNIFUGO (B S2 D0)	34 €/M2
TABLERO SOPORTE 10 mm HIDROFUGO	7,40 €/m2
VELO ACUSTICO PEGADO EN PLACA	7,00 €/m2
PLACAS 1200X300 (SOLO OCULTO)	17 €/m2

INCREASES:

STANDARD BOARD INTERIOR 16 mm	14 €/m2
WATER-REPELLENT BOARD INTERIOR 16 mm	20 €/m2
FIRE-PROOF (B S2 D0) BOARD INTERIOR 16 mm	34 €/M2
WATER-REPELLENT BOARD INTERIOR 10 mm	7,40 €/m2
PLATE WITH ACOUSTIC REDUCTION FILTER.	7,00 €/m2
PLATES 1200X300 (ONLY HIDDEN SIDE)	17 €/m2

Perfil visto//Viewed Side

El panel descansa sobre la periferia de sujeción que junto a ella configura la planimetría del techo
The panel rests on the aluminium frame setting the planing of the ceiling

Perfil tegular//Stepped Side

El panel descansa sobre la periferia de sujeción y gracias al mecanizado perimetral queda suspendido
The panel rests on the aluminium frame.

Thanks to the machining it leaves a stepped side all around.

Perfil silhouette o fineline//Silhouette Side

El panel descansa sobre la periferia de sujeción y gracias al mecanizado perimetral queda suspendido al mismo nivel de la periferia, siendo posible colgar del perfil algun cartel o indicacion
The panel rests on the aluminium frame.

Thanks to the machining the panel is left at the same level as the aluminium, leaving the possibility of hanging a sign or indication.

Perfil oculto//Hidden Side

El panel oculta la periferia de sujeción
The panel hides the aluminium frame.



MEDIDAS Y CARACTERISTICAS MEASURES AND FEATURES

MODULACIONES DIMENSIONS

600X600 mm.
1200X600 mm.
1200X300 mm.
2430X600 mm.
2430X300 mm.

GRUESOS THICKNESS

10mm o 16mm EN MELAMINAS
11mm o 16mm EN CHAPAS NATURALES

MELAMINE
NATURAL WOOD

PESOS WEIGHT

9kg/m2 en 10mm
12Kg/m2 en 16mm
10Kg/m2 en 11mm
13Kg/m2 en 16mm



Tegular//Stepped



Silhouette//Silhouette


PRECIO MODELOS PERFORADOS THAMESIS, SENNA, NILO Y AMAZONAS A 32mm. DE EJE THAMESIS, SENNA, NILO AND AMAZONAS MODEL PRICES DRILLED AT 32mm.AXIS

ESPECIFICACIONES ESTANDAR DE LOS MODELOS:


RANURAS REALIZADAS CON FRESAS DE 8mm (ESTANDAR) o 6mm
DISTANCIA ENTRE EJES DE 32mm.
GRUESO PLACAS 10mm.

STANDARD SPECIFICATIONS MODELS:

CHANNELS FABRICATED WITH 8mm MILLING CUTTER (STANDARD) or 6mm.
DISTANCE BETWEEN AXIS 32mm
PLATE THICKNESS 10mm



THAMESIS



SENNA



NILO



AMAZONAS

	TABLERO SOPORTE MDF ESTANDAR BOARD INTERIOR MDF STANDARD	
	PERFIL VISTO//PROFILE VIEWED	PERFIL OCULTO, TEGULAR o MACHIHembrado//HIDDEN PROFILE TEGULAR O TONGUED
MELAMINAS//MELAMINE	55,38 €/m ²	61,54 €/m ²
MADERA NATURAL: HAYA, ROBLE VARNISHED VENEER: BEECH, OAK	97,98 €/m ²	104,15 €/m ²
MADERA NATURAL: ARCE, CEREZO VARNISHED VENEER: MAPLE, CHERRY	121,30 €/m ²	127,46 €/m ²
LACADO RAL // RAL LACQUER	80,30 €/m ²	86,46 €/m ²

	TABLERO SOPORTE MDF IGNIFUGO (B S2 D0) BOARD INTERIOR MDF FIRE-PROOF (BS2 D0)	
	PERFIL VISTO//PROFILE VIEWED	PERFIL OCULTO, TEGULAR o MACHIHembrado//HIDDEN PROFILE TEGULAR O TONGUED
MELAMINAS//MELAMINE	79,21 €/m ²	85,38 €/m ²
MADERA NATURAL: HAYA, ROBLE VARNISHED VENEER: BEECH, OAK	124,40 €/m ²	130,57 €/m ²
MADERA NATURAL: ARCE, CEREZO VARNISHED VENEER: MAPLE, CHERRY	143,01 €/m ²	149,18 €/m ²
LACADO RAL // RAL LACQUER	104,42 €/m ²	110,58 €/m ²

INCREMENTOS:

TABLERO SOPORTE 16 mm ESTANDAR
TABLERO SOPORTE 16 mm HIDROFUGO
TABLERO SOPORTE 16 mm IGNIFUGO (B S2 D0)
TABLERO SOPORTE 10 mm HIDROFUGO
VELO ACUSTICO PEGADO EN PLACA
PLACAS 1200X300 (SOLO OCULTO)

14 €/m ²
20 €/m ²
34 €/m ²
7,40 €/m ²
7,00 €/m ²
17 €/m ²

INCREASES:

STANDARD BOARD INTERIOR 16 mm
WATER-REPELLENT BOARD INTERIOR 16 mm
FIRE-PROOF (B S2 D0) BOARD INTERIOR 16 mm
WATER-REPELLENT BOARD INTERIOR 10 mm
PLATE WITH ACOUSTIC REDUCTION FILTER.
PLATES 1200X300 (ONLY HIDDEN SIDE)

14 €/m ²
20 €/m ²
34 €/m ²
7,40 €/m ²
7,00 €/m ²
17 €/m ²

Perfil visto/Viewed Side

El panel descansa sobre la periferia de sujeción que junto a ella configura la planimetría del techo
The panel rests on the aluminium frame setting the planing of the ceiling

Perfil tegular//Stepped Side

El panel descansa sobre la periferia de sujeción y gracias al mecanizado perimetral queda suspendido
The panel rests on the aluminium frame. Thanks to the machining it leaves a stepped side all around.

Perfil silhouette o fineline//Silhouette Side

El panel descansa sobre la periferia de sujeción y gracias al mecanizado perimetral queda suspendido al mismo nivel de la periferia, siendo posible colgar del perfil algún cartel o indicación

The panel rests on the aluminium frame. Thanks to the machining the panel is left at the same level as the aluminium, leaving the possibility of hanging a sign or indication.

Perfil oculto/Hidden Side

El panel oculta la periferia de sujeción
The panel hides the aluminium frame.



MEDIDAS Y CARACTERISTICAS MEASURES AND FEATURES

MODULACIONES DIMENSIONES

600X600 mm.
1200X600 mm.
1200X300 mm.
2430X600 mm.
2430X300 mm.

GRUESOS THICKNESS

10mm o 16mm EN MELAMINAS
11mm o 16mm EN CHAPAS NATURALES

MELAMINE
NATURAL WOOD

PESOS WEIGHT

9kg/m² en 10mm
12Kg/m² en 16mm
10Kg/m² en 11mm
13Kg/m² en 16mm



Tegular//Stepped



Silhouette//Silhouette


PRECIO MODELOS DE CUADROS PACIFICO Y ARTICO PACIFICO AND ARTICO MODEL PRICES WITH SQUARE DRILLS

ESPECIFICACIONES ESTANDAR DE LOS MODELOS:

CUADROS REALIZADOS CON FRESA DE 8mm
CUADROS DE 50x50mm Y 25x25mm EN EL ARTICO
GRUESO PLACAS 10mm.


STANDARD SPECIFICATIONS MODELS:

SQUARE DRILLS FABRICATED WITH 8mm MILLING CUTTER
ARTICO MODEL WITH 50x50mm or 25x25mm SQUARES
PLATE THICKNESS 10mm



PACIFICO

	TABLERO SOPORTE MDF ESTANDAR BOARD INTERIOR MDF	
	PERFIL VISTO//PROFILE VIEWED	PERFIL OCULTO, TEGULAR o MACHIHEBRADO//HIDDEN PROFILE TEGULAR O TONGUED
MELAMINAS//MELAMINE	59,84 €/m2	66,01 €/m2
MADERA NATURAL: HAYA, ROBLE VARNISHED VENEER: BEECH, OAK	102,45 €/m2	108,61 €/m2
MADERA NATURAL: ARCE, CEREZO VARNISHED VENEER: MAPLE, CHERRY	125,76 €/m2	131,93 €/m2
LACADO RAL // RAL LACQUER	84,76 €/m2	90,93 €/m2



ARTICO

	TABLERO SOPORTE MDF IGNIFUGO (B S2 D0) BOARD INTERIOR MDF FIRE-PROOF (BS2 D0)	
	PERFIL VISTO//PROFILE VIEWED	PERFIL OCULTO, TEGULAR o MACHIHEBRADO//HIDDEN PROFILE TEGULAR O TONGUED
MELAMINAS//MELAMINE	83,68 €/m2	89,84 €/m2
MADERA NATURAL: HAYA, ROBLE VARNISHED VENEER: BEECH, OAK	128,87 €/m2	135,03 €/m2
MADERA NATURAL: ARCE, CEREZO VARNISHED VENEER: MAPLE, CHERRY	147,48 €/m2	153,64 €/m2
LACADO RAL // RAL LACQUER	108,88 €/m2	115,04 €/m2

INCREMENTOS:

TABLERO SOPORTE 16 mm ESTANDAR	14 €/m2
TABLERO SOPORTE 16 mm HIDROFUGO	20 €/m2
TABLERO SOPORTE 16 mm IGNIFUGO (B S2 D0)	34 €/m2
TABLERO SOPORTE 10 mm HIDROFUGO	7,40 €/m2
VELO ACUSTICO PEGADO EN PLACA	7,00 €/m2
PLACAS 1200X300 (SOLO OCULTO)	17 €/m2

INCREASES:

STANDARD BOARD INTERIOR 16 mm	14 €/m2
WATER-REPELLENT BOARD INTERIOR 16 mm	20 €/m2
FIRE-PROOF (B S2 D0) BOARD INTERIOR 16 mm	34 €/m2
WATER-REPELLENT BOARD INTERIOR 10 mm	7,40 €/m2
PLATE WITH ACOUSTIC REDUCTION FILTER.	7,00 €/m2
PLATES 1200X300 (ONLY HIDDEN SIDE)	17 €/m2

Perfil visto//Viewed Side

El panel descansa sobre la periferia de sujeción que junto a ella configura la planimetría del techo
The panel rests on the aluminium frame setting the planing of the ceiling

Perfil tegular//Stepped Side

El panel descansa sobre la periferia de sujeción y gracias al mecanizado perimetral queda suspendido
The panel rests on the aluminium frame.

Thanks to the machining it leaves a stepped side all around.

Perfil silhouette o fineline//Silhouette Side

El panel descansa sobre la periferia de sujeción y gracias al mecanizado perimetral queda suspendido al mismo nivel de la periferia, siendo posible colgar del perfil algun cartel o indicacion
The panel rests on the aluminium frame.

Thanks to the machining the panel is left at the same level as the aluminium, leaving the possibility of hanging a sign or indication.

Perfil oculto//Hidden Side

El panel oculta la periferia de sujeción
The panel hides the aluminium frame.

MEDIDAS Y CARACTERISTICAS MEASURES AND FEATURES

MODULACIONES DIMENSIONS

600X600 mm.
1200X600 mm.
1200X300 mm.
2430X600 mm.
2430X300 mm.

GRUESOS THICKNESS

10mm o 16mm EN MELAMINAS
11mm o 16mm EN CHAPAS NATURALES

MELAMINE
NATURAL WOOD

PESOS WEIGHT

9kg/m2 en 10mm
12Kg/m2 en 16mm
10Kg/m2 en 11mm
13Kg/m2 en 16mm



PRECIO MODELOS ACANALADOS A 32 Y 16 mm. DE EJE
CHANNEL MODEL PRICES WITH 32mm AND 16mm AXIS

ESPECIFICACIONES ESTANDAR DE LOS MODELOS:

RANURAS REALIZADAS CON RANURADOR DE 2mm (ESTANDAR) o 4mm
RANURAS CADA 16mm o 32 mm. DE EJES
GRUESO PLACAS 16 mm.

STANDARD SPECIFICATIONS MODELS:

CHANNELS FABRICATED WITH 2mm MILLING CUTTER (STANDARD) or 4mm
DISTANCE BETWEEN AXIS 16mm or 32mm
PLATE THICKNESS 16mm



CANAL 32

	TABLERO SOPORTE MDF ESTANDAR BOARD INTERIOR MDF	
	PERFIL VISTO//PROFILE VIEWED	PERFIL OCULTO, TEGULAR o MACHIHEBRADO//HIDDEN PROFILE TEGULAR O TONGUED
MELAMINAS//MELAMINE	53,92 €/m2	67,25 €/m2
MADERA NATURAL: HAYA, ROBLE VARNISHED VENEER: BEECH, OAK	94,10 €/m2	100,26 €/m2
MADERA NATURAL: ARCE, CEREZO VARNISHED VENEER: MAPLE, CHERRY	120,49 €/m2	126,66 €/m2
LACADO RAL // RAL LACQUER	78,02 €/m2	84,18 €/m2



CANAL 16

	TABLERO SOPORTE MDF IGNIFUGO (B S2 D0) BOARD INTERIOR MDF FIRE-PROOF (BS2 D0)	
	PERFIL VISTO//PROFILE VIEWED	PERFIL OCULTO, TEGULAR o MACHIHEBRADO//HIDDEN PROFILE TEGULAR O TONGUED
MELAMINAS//MELAMINE	90,75 €/m2	96,91 €/m2
MADERA NATURAL: HAYA, ROBLE VARNISHED VENEER: BEECH, OAK	133,27 €/m2	139,44 €/m2
MADERA NATURAL: ARCE, CEREZO VARNISHED VENEER: MAPLE, CHERRY	140,86 €/m2	147,02 €/m2
LACADO RAL // RAL LACQUER	115,40 €/m2	121,56 €/m2

INCREMENTOS:

TABLERO SOPORTE 16 mm ESTANDAR	14 €/m2
TABLERO SOPORTE 16 mm HIDROFUGO	20 €/m2
TABLERO SOPORTE 16 mm IGNIFUGO (B S2 D0)	34 €/M2
TABLERO SOPORTE 10 mm HIDROFUGO	7,40 €/m2
VELO ACUSTICO PEGADO EN PLACA	7,00 €/m2
PLACAS 1200X300 (SOLO OCULTO)	17 €/m2

INCREASES:

STANDARD BOARD INTERIOR 16 mm	14 €/m2
WATER-REPELLENT BOARD INTERIOR 16 mm	20 €/m2
FIRE-PROOF (B S2 D0) BOARD INTERIOR 16 mm	34 €/M2
WATER-REPELLENT BOARD INTERIOR 10 mm	7,40 €/m2
PLATE WITH ACOUSTIC REDUCTION FILTER.	7,00 €/m2
PLATES 1200X300 (ONLY HIDDEN SIDE)	17 €/m2

Perfil visto//Viewed Side

El panel descansa sobre la periferia de sujeción que junto a ella configura la planimetría del techo
The panel rests on the aluminium frame setting the planing of the ceiling

Perfil regular//Stepped Side

El panel descansa sobre la periferia de sujeción y gracias al mecanizado perimetral queda suspendido
The panel rests on the aluminium frame. Thanks to the machining it leaves a stepped side all around.

Perfil silhouete o fineline//Silhouete Side

El panel descansa sobre la periferia de sujeción y gracias al mecanizado perimetral queda suspendido al mismo nivel de la periferia, siendo posible colgar del perfil algun cartel o indicacion
The panel rests on the aluminium frame. Thanks to the machining the panel is left at the same level as the aluminium, leaving the possibility of hanging a sign or indication.

Thanks to the machining the panel is left at the same level as the aluminium, leaving the possibility of hanging a sign or indication.

Thanks to the machining the panel is left at the same level as the aluminium, leaving the possibility of hanging a sign or indication.

Perfil oculto//Hidden Side

El panel oculta la periferia de sujeción
The panel hides the aluminium frame.

MEDIDAS Y CARACTERISTICAS
MEASURES AND FEATURES

MODULACIONES
DIMENSIONES

1200X300 mm.
2430X300 mm.

GRUESOS
THICKNESS

16mm EN MELAMINAS
16mm EN CHAPAS NATURALES

MELAMINE
NATURAL WOOD

PESOS
WEIGHT

12Kg/m2 en 16mm
13Kg/m2 en 16mm



PRECIO MODELOS LISOS MECANIZACIONES FLAT MACHINING MODEL PRICES



**ALTA VOZ
SPEAKER**
22,50 €/Und.



**LUMINARIAS
LIGHTING**
9,00 €/Und.



**VENTILACION
AIR-CONDITION**
37,00 €/Und.



**CHAPA DE FIJACION
METAL PLATE**
0,55 €/Und.



**DOBLE ESTRUCTURA
DOBLE FASTENING**
4,00 €/Und.



LISO

	TABLERO SOPORTE MDF ESTANDAR STANDARD BOARD INTERIOR MDF	
	PERFIL VISTO//PROFILE VIEWED	PERFIL OCULTO, TEGULAR o MACHIHEMBADO//HIDDEN PROFILE TEGULAR O TONGUED
MELAMINAS//MELAMINE	37,51 €/m2	43,68 €/m2
MADERA NATURAL: HAYA, ROBLE VARNISHED VENEER: BEECH, OAK	80,12 €/m2	86,28 €/m2
MADERA NATURAL: ARCE, CEREZO VARNISHED VENEER: MAPLE, CHERRY	103,43 €/m2	109,60 €/m2
LACADO RAL // RAL LAQUER	62,43 €/m2	68,60 €/m2

	TABLERO SOPORTE MDF IGNIFUGO (B S2 D0) BOARD INTERIOR MDF FIRE-PROOF (BS2 D0)	
	PERFIL VISTO//PROFILE VIEWED	PERFIL OCULTO, TEGULAR o MACHIHEMBADO//HIDDEN PROFILE TEGULAR O TONGUED
MELAMINAS//MELAMINE	61,35 €/m2	67,51 €/m2
MADERA NATURAL: HAYA, ROBLE VARNISHED VENEER: BEECH, OAK	106,54 €/m2	112,70 €/m2
MADERA NATURAL: ARCE, CEREZO VARNISHED VENEER: MAPLE, CHERRY	125,15 €/m2	131,31 €/m2
LACADO RAL // RAL LAQUER	86,55 €/m2	92,71 €/m2

INCREMENTOS:

TABLERO SOPORTE 16 mm ESTANDAR
TABLERO SOPORTE 16 mm HIDROFUGO
TABLERO SOPORTE 16 mm IGNIFUGO (B S2 D0)
TABLERO SOPORTE 10 mm HIDROFUGO
VELO ACUSTICO PEGADO EN PLACA
PLACAS 1200X300 (SOLO OCULTO)

14 €/m2
20 €/m2
34 €/m2
7,40 €/m2
7,00 €/m2
17 €/m2

INCREASES:

STANDARD BOARD INTERIOR 16 mm
WATER-REPELLENT BOARD INTERIOR 16 mm
FIRE-PROOF (B S2 D0) BOARD INTERIOR 16 mm
WATER-REPELLENT BOARD INTERIOR 10 mm
PLATE WITH ACOUSTIC REDUCTION FILTER.
PLATES 1200X300 (ONLY HIDDEN SIDE)

14 €/m2
20 €/m2
34 €/m2
7,40 €/m2
7,00 €/m2
17 €/m2

Perfil visto//Viewed Side

El panel descansa sobre la perfilera de sujeción que junto a ella configura la planimetría del techo
The panel rests on the aluminium frame setting the planing of the ceiling

Perfil tegular//Stepped Side

El panel descansa sobre la perfilera de sujeción y gracias al mecanizado perimetral queda suspendido
The panel rests on the aluminium frame. Thanks to the machining it leaves a stepped side all around.

Perfil silhouette o fineline//Silhouette Side

El panel descansa sobre la perfilera de sujeción y gracias al mecanizado perimetral queda suspendido al mismo nivel de la perfilera, siendo posible colgar del perfil algun cartel o indicacion
The panel rests on the aluminium frame. Thanks to the machining the panel is left at the same level as the aluminium, leaving the possibility of hanging a sign or indication.

The panel rests on the aluminium frame. Thanks to the machining the panel is left at the same level as the aluminium, leaving the possibility of hanging a sign or indication.

Perfil oculto//Hidden Side

El panel oculta la perfilera de sujeción
The panel hides the aluminium frame.



MEDIDAS Y CARACTERISTICAS MEASURES AND FEATURES

MODULACIONES DIMENSIONES

600X600 mm.
1200X600 mm.
1200X300 mm.
2430X600 mm.
2430X300 mm.

GRUESOS THICKNESS

10mm o 16mm EN MELAMINAS
11mm o 16mm EN CHAPAS NATURALES

MELAMINE
NATURAL WOOD

PESOS WEIGHT

9kg/m2 en 10mm
12Kg/m2 en 16mm
10Kg/m2 en 11mm
13Kg/m2 en 16mm



**PRECIO MODELO BRICUSTIC 32
BRICUSTIC 32 MODEL PRICE**

ESPECIFICACIONES ESTANDAR DE LOS MODELOS:

PERFORACIONES CIRCULARES DE DIAMETRO 8mm o 10 mm. POR LA CARA TRASERA
RANURAS DE 2,2mm POR LA CARA DELANTERA
DISTANCIA ENTRE EJES DE 16mm.
GRUESO PLACAS 16 mm.

STANDARD SPECIFICATIONS MODELS:

DRILLS 8mm or 10mm DIAMETER ON BACKSIDE
CHANNELS 2,2mm ON FRONT SIDE
DISTANCE BETWEEN AXIS 16mm
PLATE THICKNESS 16mm



BRICUSTIC 32

TABLERO SOPORTE MDF ESTANDAR BOARD INTERIOR MDF		STANDARD
PERFIL MACHIHEBRADO//HIDDEN PROFILE TONGUED		
MELAMINAS//MELAMINE	85,18	€/m2
MADERA NATURAL: HAYA, ROBLE VARNISHED VENEER: BEECH, OAK	125,36	€/m2
MADERA NATURAL: ARCE, CEREZO VARNISHED VENEER: MAPLE, CHERRY	151,75	€/m2
LACADO RAL // RAL LACQUER	109,28	€/m2

TABLERO SOPORTE MDF IGNIFUGO (B S2 D0) BOARD INTERIOR MDF FIRE-PROOF (BS2 D0)		BOARD
PERFIL MACHIHEBRADO//HIDDEN PROFILE TONGUED		
MELAMINAS//MELAMINE	122,01	€/m2
MADERA NATURAL: HAYA, ROBLE VARNISHED VENEER: BEECH, OAK	164,54	€/m2
MADERA NATURAL: ARCE, CEREZO VARNISHED VENEER: MAPLE, CHERRY	172,12	€/m2
LACADO RAL // RAL LACQUER	136,89	€/m2

INCREMENTOS:

TABLERO SOPORTE 16 mm HIDROFUGO

20 €/m2

INCREASES:

WATER-REPELLENT BOARD INTERIOR 16 mm

20 €/m2

Machihembrado

El mecanizado perimetral permite la instalacion del modelo sin distinguir empalmes, se utiliza una chapa de fijacion

Tongued

The perimeter machining allows the installation of this model without noticing joints using a fastening metal plate.

MEDIDAS Y CARACTERISTICAS

MEASURES AND FEATURES

MODULACIONES DIMENSIONES	} 1200x300mm. (288 vistos) 2430x300mm. (288 vistos)	(288 seen)
		(288 seen)
GRUESOS THICKNESS	} 16mm EN MELAMINAS 16mm EN CHAPAS NATURALES	MELAMINE
		NATURAL WOOD
PESOS WEIGHT	} 12Kg/m2 en 16mm melamina 13Kg/m2 en 16mm rechapado	MELAMINE
		CHIPBOARD



**PRECIO MODELO BRICUSTIC 16
BRICUSTIC 16 MODEL PRICE**

ESPECIFICACIONES ESTANDAR DE LOS MODELOS:

PERFORACIONES CIRCULARES DE DIAMETRO 8mm o 10 mm. POR LA CARA TRASERA
RANURAS DE 2,2mm POR LA CARA DELANTERA
DISTANCIA ENTRE EJES DE 16mm.
GRUESO PLACAS 16mm.

STANDARD SPECIFICATIONS MODELS:

DRILLS 8mm or 10mm DIAMETER ON BACKSIDE
CHANNELS 2,2mm ON FRONT SIDE
DISTANCE BETWEEN AXIS 16mm
PLATE THICKNESS 16mm



BRICUSTIC 16

TABLERO SOPORTE MDF ESTANDAR BOARD INTERIOR MDF		STANDARD
PERFIL MACHIHEBRADO//HIDDEN PROFILE TONGUED		
MELAMINAS//MELAMINE	89,20	€/m2
MADERA NATURAL: HAYA, ROBLE VARNISHED VENEER: BEECH, OAK	129,38	€/m2
MADERA NATURAL: ARCE, CEREZO VARNISHED VENEER: MAPLE, CHERRY	155,77	€/m2
LACADO RAL // RAL LACQUER	113,30	€/m2

TABLERO SOPORTE MDF IGNIFUGO (B S2 D0) BOARD INTERIOR MDF FIRE-PROOF (BS2 D0)		BOARD
PERFIL MACHIHEBRADO//HIDDEN PROFILE TONGUED		
MELAMINAS//MELAMINE	126,03	€/m2
MADERA NATURAL: HAYA, ROBLE VARNISHED VENEER: BEECH, OAK	168,56	€/m2
MADERA NATURAL: ARCE, CEREZO VARNISHED VENEER: MAPLE, CHERRY	176,14	€/m2
LACADO RAL // RAL LACQUER	140,90	€/m2

INCREMENTOS:

TABLERO SOPORTE 16 mm HIDROFUGO

20 €/m2

INCREASES:

WATER-REPELLENT BOARD INTERIOR 16 mm

20 €/m2

Machihembrado

El mecanizado perimetral permite la instalacion del modelo sin distinguir empalmes, se utiliza una chapa de fijacion

Tongued

The perimeter machining allows the installation of this model without noticing joints using a fastening metal plate.

MEDIDAS Y CARACTERISTICAS

MEASURES AND FEATURES

MODULACIONES DIMENSIONES	}	1200x300mm. (288 vistos)	(288 seen)
		2430x300mm. (288 vistos)	(288 seen)
GRUESOS THICKNESS	}	16mm EN MELAMINAS	MELAMINE
		16mm EN CHAPAS NATURALES	NATURAL WOOD
PESOS WEIGHT	}	12Kg/m2 en 16mm melamina	MELAMINE
		13Kg/m2 en 16mm rechapado	CHIPBOARD